

## Anomalies of the XPS Spectrum on 10.3390/applnano6030011

Anomalies can be observed on the XPS spectrum (Figure 8) of this article [1], but the cause is unknown.

### 10.3390/applnano6030011

#### Anomalies of the XPS Spectrum (purple arrows)

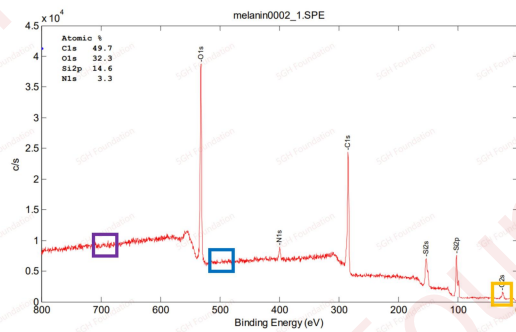
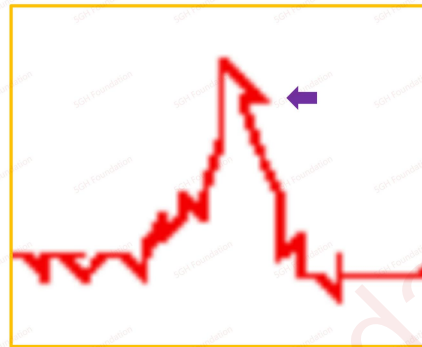
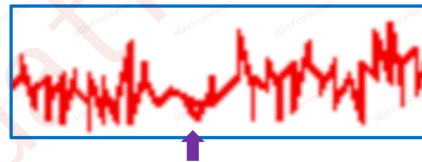
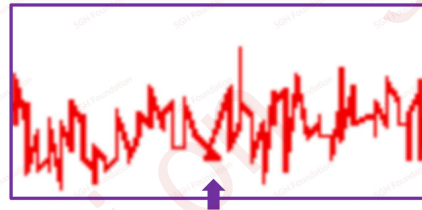


Figure 8. X-ray Photoelectron Spectroscopy (XPS) spectra of synthetic melanin film deposited on an ITO transparent electrode. The film was synthesized using the CV electropolymerization technique. The spectra show characteristic peaks for C1s, N1s, and O1s, indicating the presence and chemical states of carbon, nitrogen, and oxygen within the melanin film.



[1] 10.3390/applnano6030011

---

This article is licensed to the 5GH Foundation under a CC BY-NC-ND 4.0 International License